

New York City Clubhouse Coalition Employment Statistics: FY 02

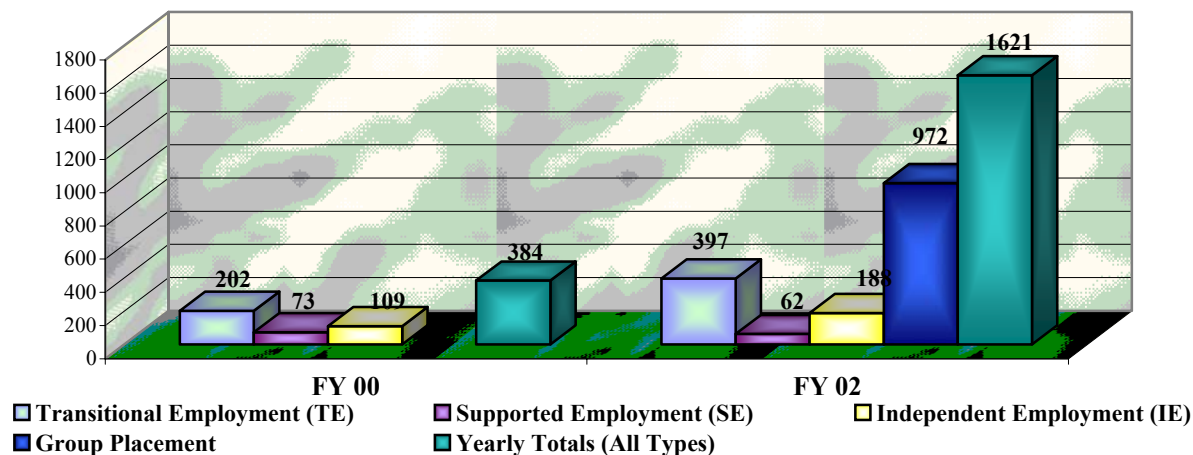
Fourteen Clubhouses Reporting

	FY 00	FY 02	
		Includes FH	Without FH
Number of Employers (all types of employment)	153	182	140
*Number of Employers (TE & SE)	71	133	90

Number of Members Employed (All Types of Employment)

FY 00: 384 FY 02: 720*

NYCCC Job Placements**



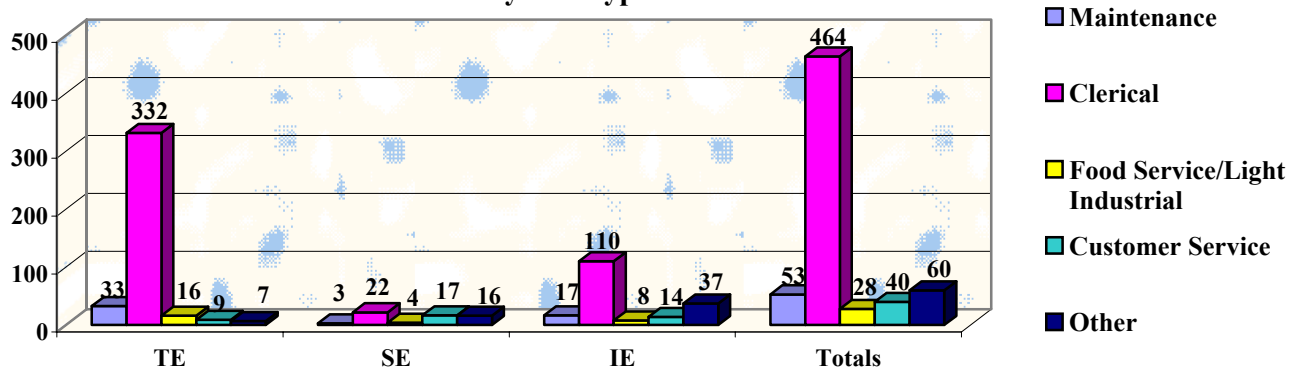
Average Weekly Schedule by Employment Type - FY 02

Employment Type	Avg Hours/Week	Ave Days/Week
Transitional Employment (TE)	9.18	4.99
Supported Employment (SE)	20.66	4.23
Independent Employment (IE)	10.81	4.67

Average Wages (Dollars per Hour)

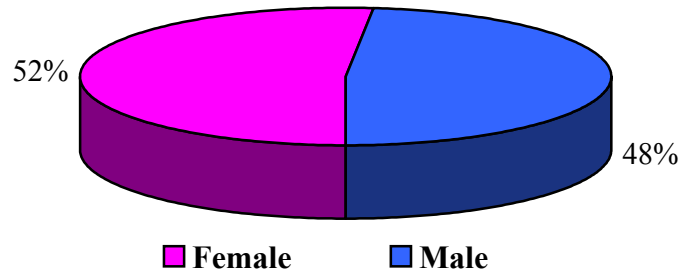
Employment Type	FY 00	FY 02
Transitional Employment (TE)	\$5.99	\$8.01
Supported Employment (SE)	\$6.04	\$8.18
Independent Employment (IE)	\$7.32	\$9.88

Number of Placements by Job Type & Job Classification - FY 02



Gender Composition of Employed Members

Gender Composition of Employed Members



Mean Age of Employed Members: 45.4 years Females: 46.3 years Males: 43.9 years

Average annual budget (excluding Fountain House): \$573,948.00

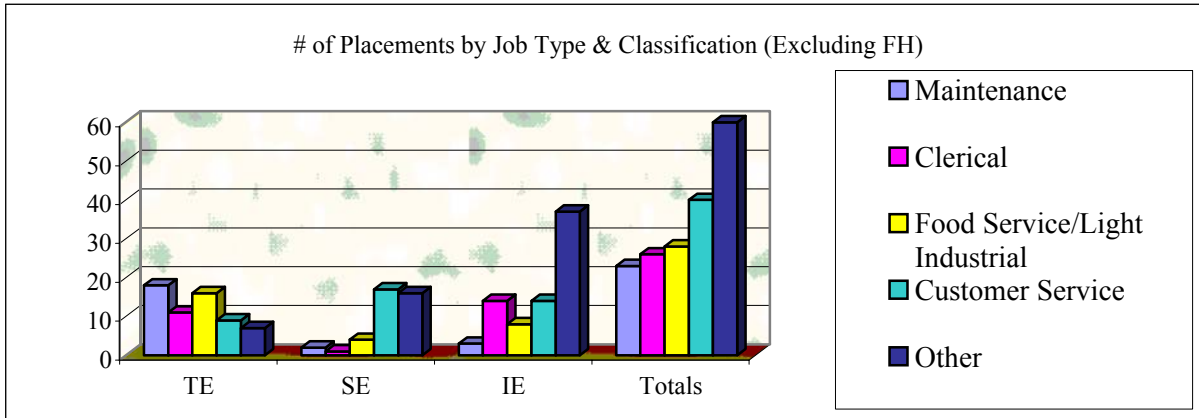
Number of active members (excluding Fountain House): 138

Average Daily Attendance (excluding Fountain House): 41

Total Members (excluding Fountain House): 337

Average number of paid staff (excluding Fountain House): 7.8

Mean length of operation (excluding Fountain House): 8.4 years (range 1.7 - 14.2 years)



Clubs participating FY 00 (N=7)

Clubs participating FY 02 (N=14)

*Includes Fountain House, Employment data is missing from 8 clubhouses

**Includes Fountain House - dataset is incomplete see *

***Includes Fountain House and group placements where available, dataset is incomplete see *